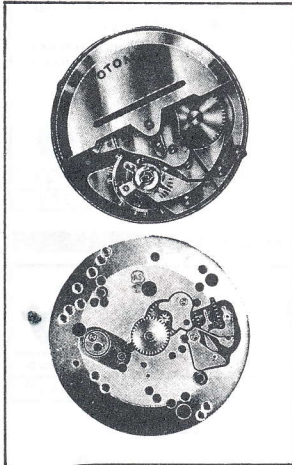


Bestfit Material Instant Guide

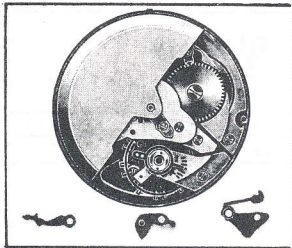
AUTOMATIC MOVEMENT IDENTIFICATION

11 1/2 L. A. SCHILD 1336-1361-1361N DSS — For 30 Jewel Parts Use A. SCHILD 1583N



| | | | | | | | | | | | |
|-------------|-----------|------|-------|------|-------|--------|-------|-------|-------|------|------|
| | | | | | | | | | | | |
| EB No. | 166 | 775 | 495/1 | 1142 | 60m/m | 75m/m | 1428 | 1464 | 1474 | 1480 | |
| BF Pos. No. | 2370 | 217 | 149 | 218 | 219 | 220 | 221 | 222 | 223 | 224 | |
| | | | | | | | | | | | |
| EB No. | 1481 | 1482 | 1483 | 1485 | 60m/m | 75m/m | 60m/m | 75m/m | 1499 | 1624 | 1625 |
| BF Pos. No. | 225 | 226 | 227 | 228 | 229 | 230 | 1533 | 1534 | 231 | 1639 | 1640 |
| | | | | | | | | | | | |
| EB No. | 1651-1652 | 1660 | 1661 | 5166 | 5102 | 5495/1 | 51142 | 51474 | 51496 | | |
| BF Pos. No. | 1674-1675 | 232 | | 2371 | 233 | 235 | 234 | 237 | 238 | | |

11 1/2 L. ANGELUS 1361/270 CALENDAR DSS — For Auto Parts Use A. SCHILD 1361



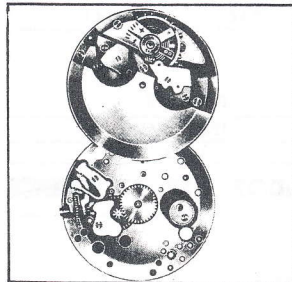
| | | | | | | | |
|-------------|------|------|------|--------|-------|------|------|
| | | | | | | | |
| EB No. | 2555 | 2556 | 2557 | 2557/1 | 52576 | 762B | 775 |
| BF Pos. No. | 1826 | 1825 | 1827 | 1830 | 1824 | 1821 | 1822 |
| | | | | | | | |
| | 1829 | 1828 | 1820 | 1823 | 1819 | | |

11 1/2 L. A. SCHILD 1382-1382N DSS RES. IND. — For All Auto Parts Use A. SCHILD 1361



| | | | | | | | | | | |
|-------------|------|------|------|------|------|------|------|------|-------|-------|
| | | | | | | | | | | |
| EB No. | 182 | 9505 | 9508 | 9510 | 9512 | 9518 | 9520 | 9522 | 59518 | 59522 |
| BF Pos. No. | 1832 | 240 | 241 | 242 | 243 | 244 | 245 | 246 | 247 | 248 |

8 3/4 L. A. SCHILD 1393 DSS



| | | | | | | | | | | | |
|-------------|-------|------|------|------|------|------|------|------|-------|-------|-------|
| | | | | | | | | | | | |
| EB No. | 495/1 | 775 | 1142 | 1143 | 1428 | 1464 | 1474 | 1481 | 1482 | 1483 | 1485 |
| BF Pos. No. | 250 | 251 | 252 | 253 | 254 | 255 | 256 | 257 | 258 | 259 | 260 |
| | | | | | | | | | | | |
| EB No. | 1496 | 1498 | 1499 | 1624 | 1643 | 1651 | 1674 | 5102 | 51464 | 51142 | 51496 |
| BF Pos. No. | 261 | 249 | 262 | 133 | 267 | 206 | 232 | 263 | 265 | 265 | 266 |

11 1/2 L. A. SCHILD 1395 DSS CALENDAR — For All Auto Parts Use AS 1361



| | | | | | | | | | |
|-------------|------|------|--------|------|------|------|------|-------|-------|
| | | | | | | | | | |
| EB No. | 2535 | 2551 | 2557/1 | 2556 | 2558 | 2558 | 2558 | 2558 | 2560 |
| BF Pos. No. | 268 | 269 | 271 | 270 | 272 | 274 | 306 | 273 | |
| | | | | | | | | | |
| EB No. | 2561 | 2566 | 2566 | 2572 | 2573 | 2576 | 2577 | 52535 | 52551 |
| BF Pos. No. | 275 | 276 | X1918 | 277 | 278 | 279 | 280 | 281 | 282 |

BESTFIT insures GENUINE FACTORY SWISS MATERIAL